

Guide for certifications exams

Microsoft Azure Architect AZ-305

from Microsoft

Welcome

Dear students in our course **Microsoft Azure Architect**,

- Each student from this course has right to sit for **Exam AZ-305: Designing Microsoft Azure Infrastructure Solutions**, if he complete the training by:
 1. Attend the training at least 70% of the total training hours
 2. Pass the post class assessment with at least 70% score
- All participants, that complete these steps will receive an exam voucher

Certification logistics

- Here you will find link for Microsoft certification page:

<https://docs.microsoft.com/en-us/learn/certifications/exams/az-305>

This exam is part of requirements for Azure Solutions Architect certification



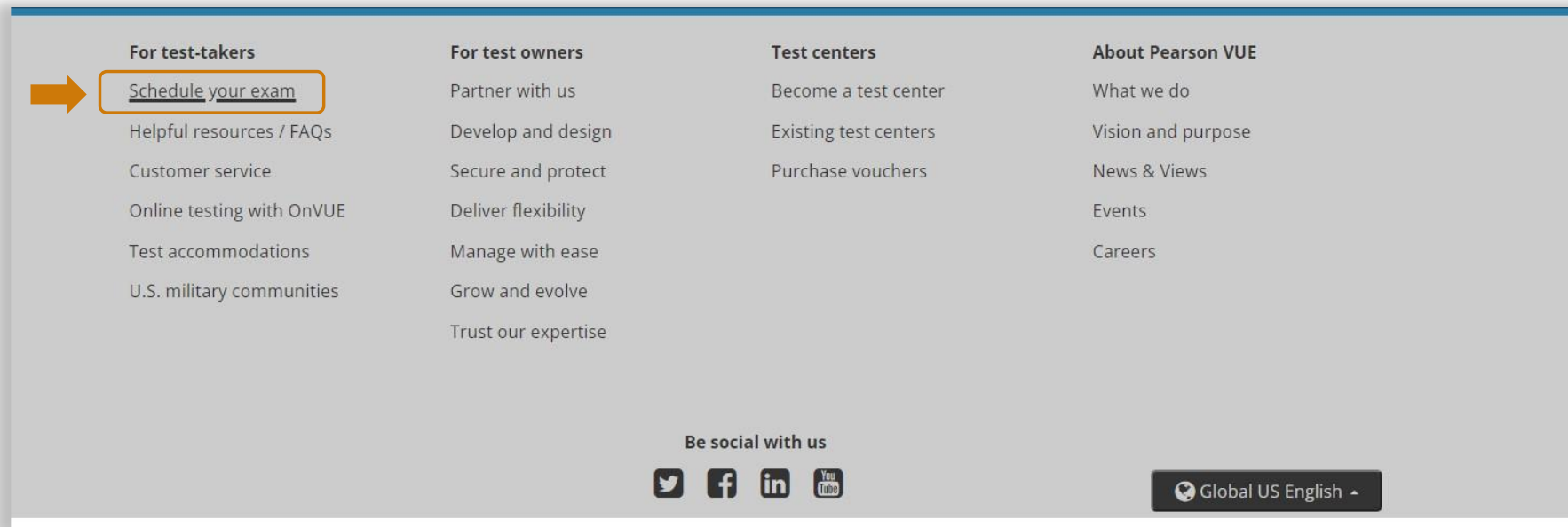
**Microsoft Certified: Azure Solutions
Architect Expert**

On next pages you will see the process:

1. Create an account at PearsonVUE and Microsoft.
2. New Horizons provides you a voucher.
3. You register for a date and sit for exam. Pay attention to AM/PM in hours!

Go to <https://home.pearsonvue.com/>

- Press “For test-takers”
- Press “Schedule an exam”

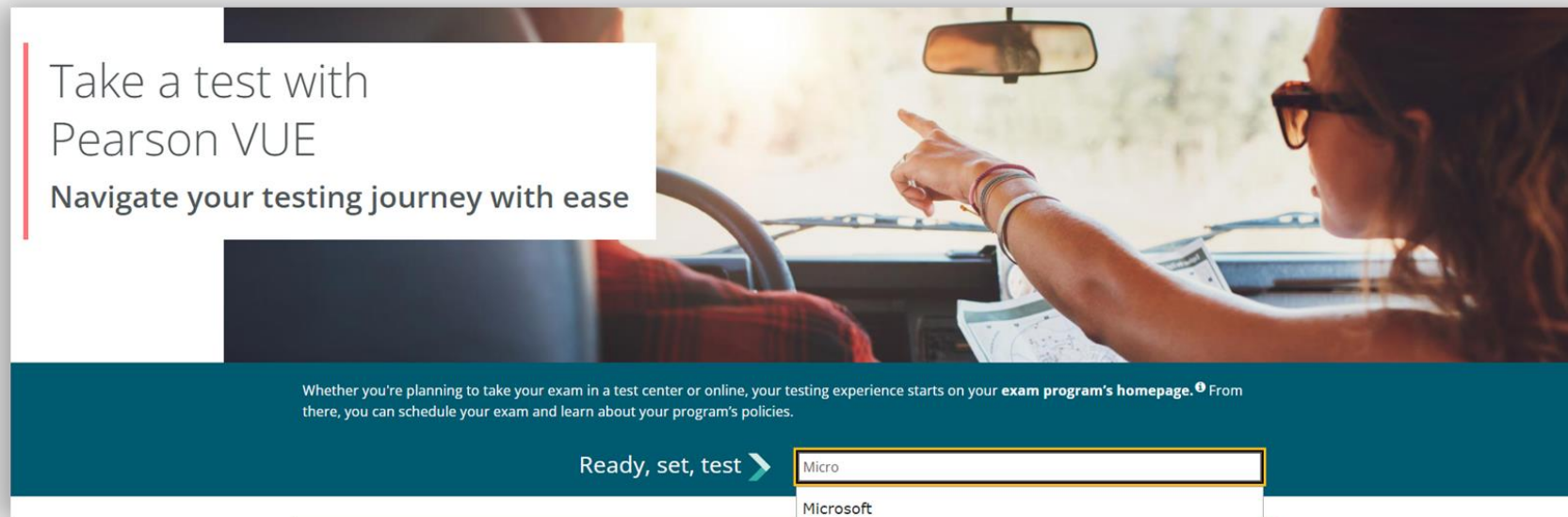


The screenshot shows the navigation menu of the Pearson VUE website. The menu is organized into four columns:

- For test-takers**
 - [Schedule your exam](#) (highlighted with an orange arrow and a box)
 - [Helpful resources / FAQs](#)
 - [Customer service](#)
 - [Online testing with OnVUE](#)
 - [Test accommodations](#)
 - [U.S. military communities](#)
- For test owners**
 - [Partner with us](#)
 - [Develop and design](#)
 - [Secure and protect](#)
 - [Deliver flexibility](#)
 - [Manage with ease](#)
 - [Grow and evolve](#)
 - [Trust our expertise](#)
- Test centers**
 - [Become a test center](#)
 - [Existing test centers](#)
 - [Purchase vouchers](#)
- About Pearson VUE**
 - [What we do](#)
 - [Vision and purpose](#)
 - [News & Views](#)
 - [Events](#)
 - [Careers](#)

At the bottom of the menu, there is a section titled "Be social with us" with icons for Twitter, Facebook, LinkedIn, and YouTube. To the right of this section is a dropdown menu for "Global US English".

Select your testing organization (Microsoft, Oracle, Cisco and etc.)



Take a test with
Pearson VUE
Navigate your testing journey with ease

Whether you're planning to take your exam in a test center or online, your testing experience starts on your **exam program's homepage.** From there, you can schedule your exam and learn about your program's policies.

Ready, set, test >

Micro

Microsoft

Press the Login button

Show off your skills with Microsoft certification badges

Microsoft Exam passed

Microsoft MTA

Microsoft

Microsoft Certifications

“Skill Up with”

LEARN MORE

Microsoft

汉语 | 日本語

Microsoft

To schedule, reschedule or cancel an exam:

Login

- COVID-19 FAQs
- Find a test center
- Find a test center on a military base
- U.S. military community funding eligibility options

Select your country and press “Schedule exam”

Schedule exam

Exam

Languages: English, Japanese, Chinese (Simplified), Korean
Retirement date: none

This exam measures your ability to accomplish the following technical tasks: set up an Azure Machine Learning workspace; run experiments and train models; optimize and manage models; and deploy and consume models.

Schedule exam >

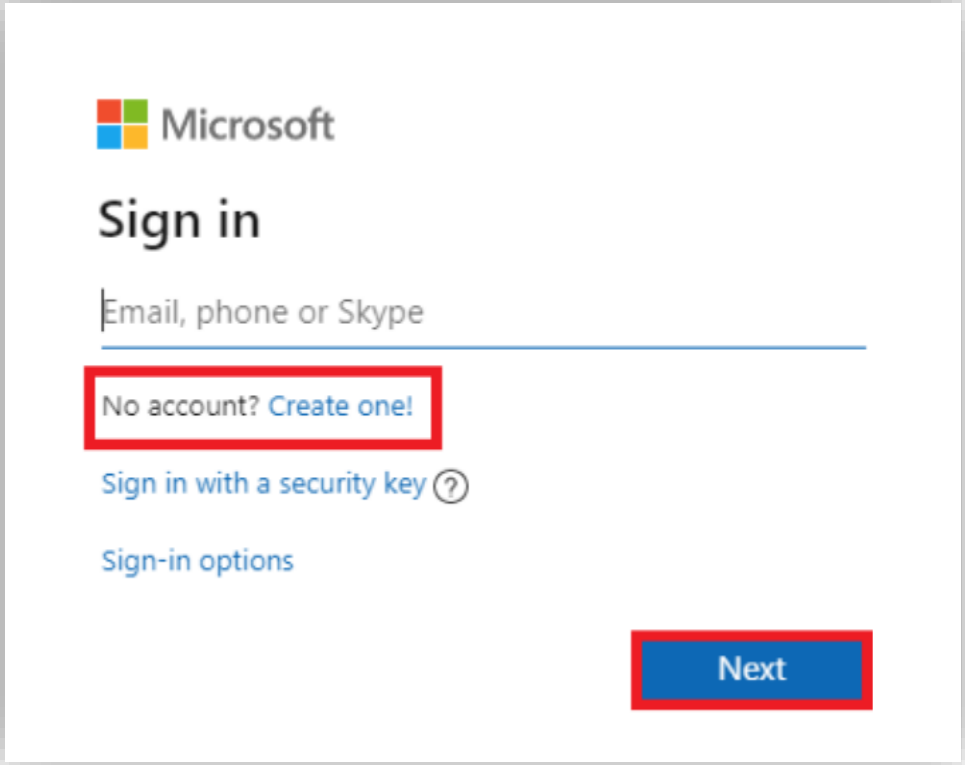
Georgia ▼

USD*

Price based on the country in which the exam is proctored.

Official practice test for Designing and Implementing a Data Science Solution on Azure
All objectives of the exam are covered in depth so you'll be ready for any question on the exam.

Sign in with your personal Microsoft account or create one



The image shows a Microsoft sign-in interface. At the top left is the Microsoft logo. Below it is the text "Sign in". Underneath is a text input field with the placeholder text "Email, phone or Skype". Below the input field is a red-bordered box containing the text "No account? Create one!". Below that is the text "Sign in with a security key" followed by a question mark icon. Below that is the text "Sign-in options". At the bottom right is a blue button with the text "Next", which is also highlighted with a red border.

Microsoft

Sign in

Email, phone or Skype

No account? [Create one!](#)

Sign in with a security key ?

Sign-in options

Next

After you sign in your account, press “Schedule exam”

Exam Discounts


for: Exam | [Change](#)



No available discounts

There are no discounts associated with


Enter an email to check for discounts

Exam discounts are available to employees of some **organizations** and to **attendees of select events**.

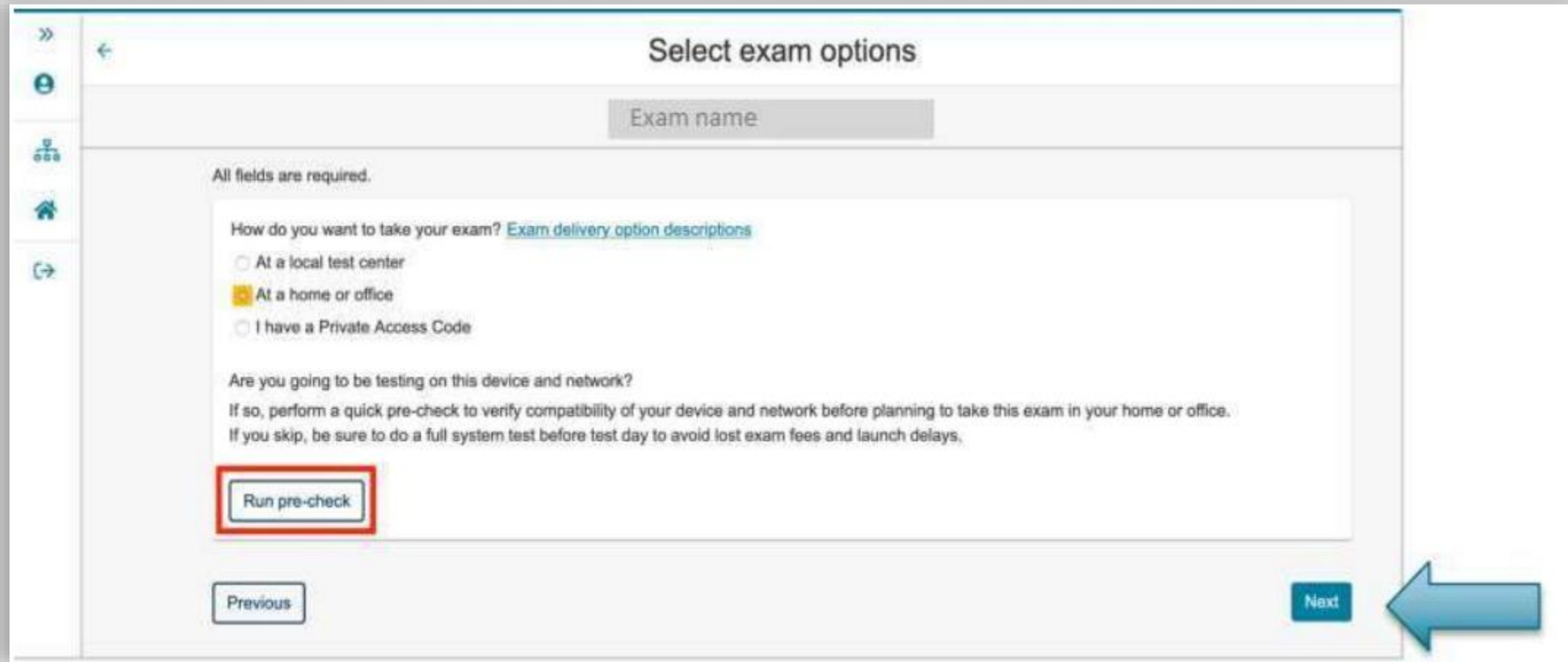
To confirm your eligibility, enter your **work** or **school account** (e.g. alias@company.com) or enter an email used for these events  (e.g. alias@msn.com).

 Microsoft respects your privacy. To learn more, please read our [Privacy Statement](#) 

Discounts will be reflected at the end of the checkout process



Make sure you have **run the pre-check**



»

←

Select exam options

Exam name

All fields are required.

How do you want to take your exam? [Exam delivery option descriptions](#)

- At a local test center
- At a home or office
- I have a Private Access Code


Are you going to be testing on this device and network?

If so, perform a quick pre-check to verify compatibility of your device and network before planning to take this exam in your home or office.
If you skip, be sure to do a full system test before test day to avoid lost exam fees and launch delays.

Run pre-check

Previous

Next




Then you must read and agree to the online testing policies

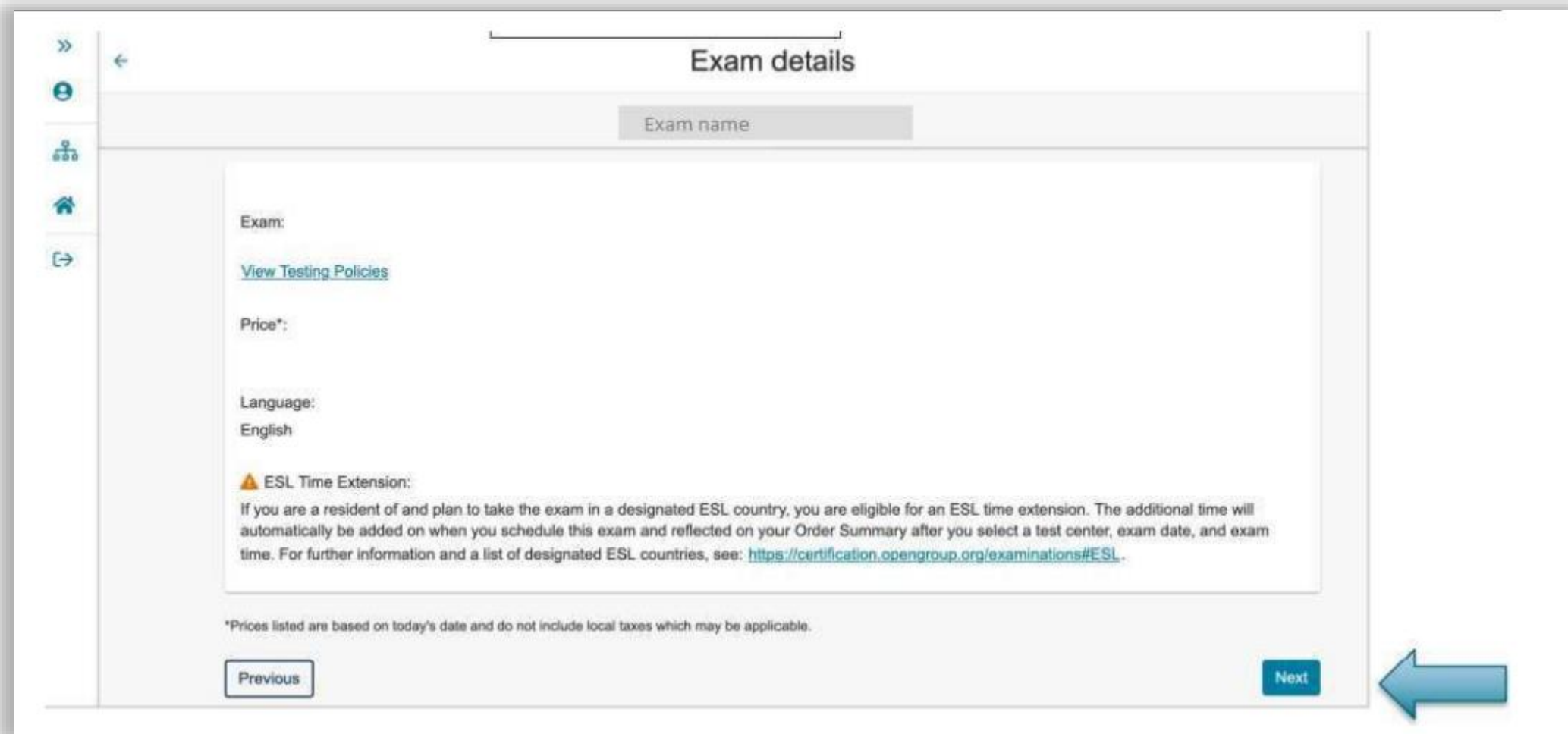
If you choose to take the test through our online proctoring function, which is not mandatory in the event that there are other ways of taking the test as determined by the testing programme sponsor, you will be monitored during the testing session in real time so that your face, voice, desk and workspace will be captured and possibly recorded during the testing session. You understand, acknowledge and agree that you have no right to privacy at your current location during the exam testing session and you explicitly waive any and all claims asserting a right to individual privacy or other similar claims. By accessing this website and ticking this box you signify your acknowledgement and agreement that any inappropriate or wrongful conduct, as determined in Pearson VUE's or the test proctor's sole discretion, witnessed while monitoring your testing session at your current location will be reported by Pearson VUE to the testing programme sponsor and may also be reported to the appropriate governmental authorities, including, but not limited to, any law enforcement officials.

By accessing this website and ticking this box you signify that you understand, acknowledge and agree that if any third party is: 1) **detected as being present in your physical location, whether visible or not; or 2) overheard in any manner, whether physically detected through movement and making of noise or through sounds irrespective of whether they are in your current location or not during your testing session, the test will be terminated and you will not receive any score or in the event you've completed the test and received a score your score may be invalidated or revoked.** Further, you understand, acknowledge and agree that if your testing session is terminated for this or any other reason you will not receive a test fee refund, credit or voucher.

[Previous](#) [Next](#)



Review Selected Exam



>> <

Exam details

Exam name

Exam:

[View Testing Policies](#)


Price*:

Language:
English

⚠ ESL Time Extension:
If you are a resident of and plan to take the exam in a designated ESL country, you are eligible for an ESL time extension. The additional time will automatically be added on when you schedule this exam and reflected on your Order Summary after you select a test center, exam date, and exam time. For further information and a list of designated ESL countries, see: <https://certification.opengroup.org/examinations#ESL>.

*Prices listed are based on today's date and do not include local taxes which may be applicable.

Previous Next



Confirm Exam Selection

>> <

Confirm exam selection

Exam name

Language: English

Consecutive Appointments

You may add one or more exams to take on the same day. [Tell me more.](#)

Add another exam to take on the same day

Previous Next

Choose an Appointment Date

>> <

Find an appointment

Exam name

Select Date

[Why can't I find an available appointment?](#)

Su	Mo	Tu	We	Th	Fr	Sa
			1	2	3	4
5	6	7	8	9	10	11
12	13	14	15	16	17	18
19	20	21	22	23	24	25
26	27	28	29	30		

Select a date from the calendar. Only available dates can be selected.

Choose an Appointment time

Available start times: Thursday,
Times shown in: Europe/London-BST [Change](#) | [Show 24-hour](#)

Morning	Afternoon
12:00 AM	12:00 PM
12:15 AM	12:15 PM
12:30 AM	12:30 PM
12:45 AM	12:45 PM
01:00 AM	01:00 PM
01:15 AM	01:15 PM

Make sure you carefully choose your exam time and pay particular attention to AM vs PM. An exam at 12:00 AM means midnight.

Pay attention to AM/PM

Check out - **Step 1**: Review your Personal Info

Cart


[Review and confirm](#) contact information to avoid issues on test day.

Description	Details	Price	Actions
Exam Language: English Exam Length:	Appointment Thursday, April 16, 2020 Start Time: 12:00 AM BST Change Appointment		Remove

You must schedule all pre-authorized exams before you can proceed to pay.

[Add Another Exam](#)

Confirm contact information

 Your name must exactly match the identification (ID) that is presented at time of testing or you will not be able to take your exam.

[Update my information.](#)

ESTIMATED TOTAL DUE[Proceed to Checkout](#)

Check out – Step 2: Agree with Policies

Confirm contact information

⚠️ Your name must exactly match the Identification (ID) that is requested at time of testing or you will not be able to take your exam.

Agree to policies

Please note that we are **unable** to accept the following ID's for an online proctored exam.

- Renewal forms with expired ID's
- Government Issued name change documents with Government ID

START YOUR EXAM (Exam Day):

- Login: <http://www.pearsonvue.com/theopengroup/op/>
- Click on your exam under 'Purchased Online Exams'
- Click "Begin" and proceed through the self check-in process and wait for a Proctor to connect with you

We recommend logging in 15 minutes early to start the check-in process. **YOU WILL ONLY HAVE** up to 15 minutes after your scheduled appointment time to begin the exam process.

Please note you are required to have a clean and clutter free workstation. During check-in, the Greeter will ask you to perform a room and desk scan and will inspect any materials near your workstation.

Facial Comparison Policy


You understand and agree that Pearson VUE may use facial comparison technology for the purpose of verifying your identity during the testing process. It will compare your facial image to the one on your identification and to facial images captured during the testing process and help us further develop, upgrade, and improve this application. If you do not agree to the use of facial comparison technology during your testing session, do not accept this term. You will not be able to complete your registration online. Instead, please call the Pearson VUE call center to complete your registration.

ESTIMATED TOTAL DUE: USD 432.00

Proceed

Checkout – **Step 3:** Enter Payment and billing

Select Add Voucher link to use a voucher, then enter voucher code




Enter payment and billing

Order Total

Subtotal:

Estimated Tax:

ESTIMATED TOTAL DUE: USD

Add Voucher or Promo Code 

[What is this?](#)

Voucher/Promotion Code:

Checkout – Step 3: Enter Payment/Confirm Payment info

Home My Profile My Order Return to Testing Program website Sign Out

Checkout - Step 3: Enter Payment

Signed In as: Mary Jones
The Open Group Candidate ID: 133232

Confirm Personal Information Agree to Policies **Enter Payment** Submit Order Summary

Order Total

Subtotal:

Estimated Tax: 0.00

Voucher: The Open Group 100% Discount - [Remove](#)


ESTIMATED TOTAL DUE: USD 0.00

Required information is marked with an asterisk (*).

Previous [Next](#)

Checkout – Step 4: Submit Order

Payment Details	
Exams for	
Name:	Mary Jones
The Open Group Candidate ID:	133232
Order Total	
Subtotal:	
Tax:	0.00
Voucher:	- <i>The Open Group 100% Discount -</i>
TOTAL DUE:	USD 0.00
	<hr/>
	USD 0.00

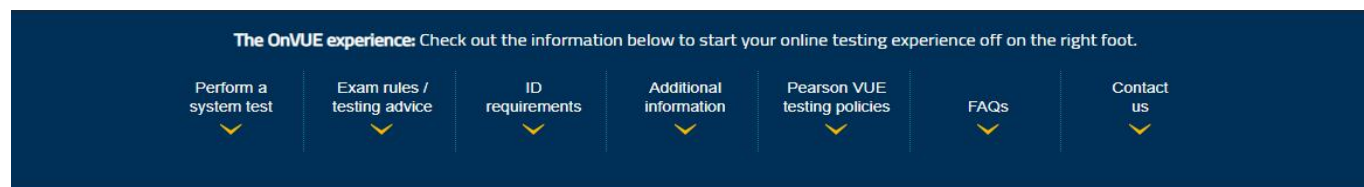
Previous Cancel Order **Submit Order** 

Online Proctored exams: What you need to know?



System Requirements, Exam rules, ID requirements

Go to: <https://home.pearsonvue.com/microsoft/onvue>



BEFORE EXAM DAY



Perform a system test

Make sure to do the required system test and exam simulation before exam day.*



Run system test

Find your testing space

Find a quiet, distraction-free area in your home or office to take your exam.



Testing advice

Get your ID ready

Your ID must be valid and up to date. Does your program have specific ID policies?



View ID requirements

*Issues? Check out the [technical requirements](#).

Policies and Procedures

For the list of Policies and Procedures, visit:

<https://home.pearsonvue.com/microsoft/onvue>

- You will be given a 30 minute window before your exam starts. You are required to login during this window.
- Check-in takes approximately 15 minutes for those who already completed the system check (highly advised).
- Note that you must ensure that you are not interrupted while taking your exam. Should an interruption occur, the proctor will stop the exam immediately and it will be considered a failure.

Help desk

» If you need help during you booking or your exam, please contact PeasonVue
<https://home.pearsonvue.com/microsoft/contact/onvue>

Chat is the quickest way to reach a customer service agent.



Click on the Chat icon to get started.

Office Hours: Monday–Friday, 8:00 a.m.–5:00 p.m. CT; closed on local holidays.



THANK YOU!

www.ict.gov.ge