

# Guide for certifications exams

## IMPLEMENTING AND OPERATING CISCO® ENTERPRISE NETWORK CORE TECHNOLOGIES V1.0 (ENCOR)

from Cisco Systems

# Welcome

Dear students in our course **IMPLEMENTING AND OPERATING CISCO® ENTERPRISE NETWORK CORE TECHNOLOGIES V1.0 (ENCOR)**,

- Each student from this course has right to sit for **IMPLEMENTING AND OPERATING CISCO® ENTERPRISE NETWORK CORE TECHNOLOGIES V1.0 (ENCOR) exam 350-401**, if he complete the training by:
  1. Attend the training at least 70% of the total training hours
  2. Pass the post class assessment with at least 70% score
- All participants, that complete these steps will receive an exam voucher

# Certification logistics

- Here you will find link for Cisco certification page:

<https://www.cisco.com/c/en/us/training-events/training-certifications/exams/current-list/encor-350-401.html>

Those candidates, that pass exam ENCOR will receive a voucher for exam ENARSI and will get a chance to be certified as CCNP Enterprise :

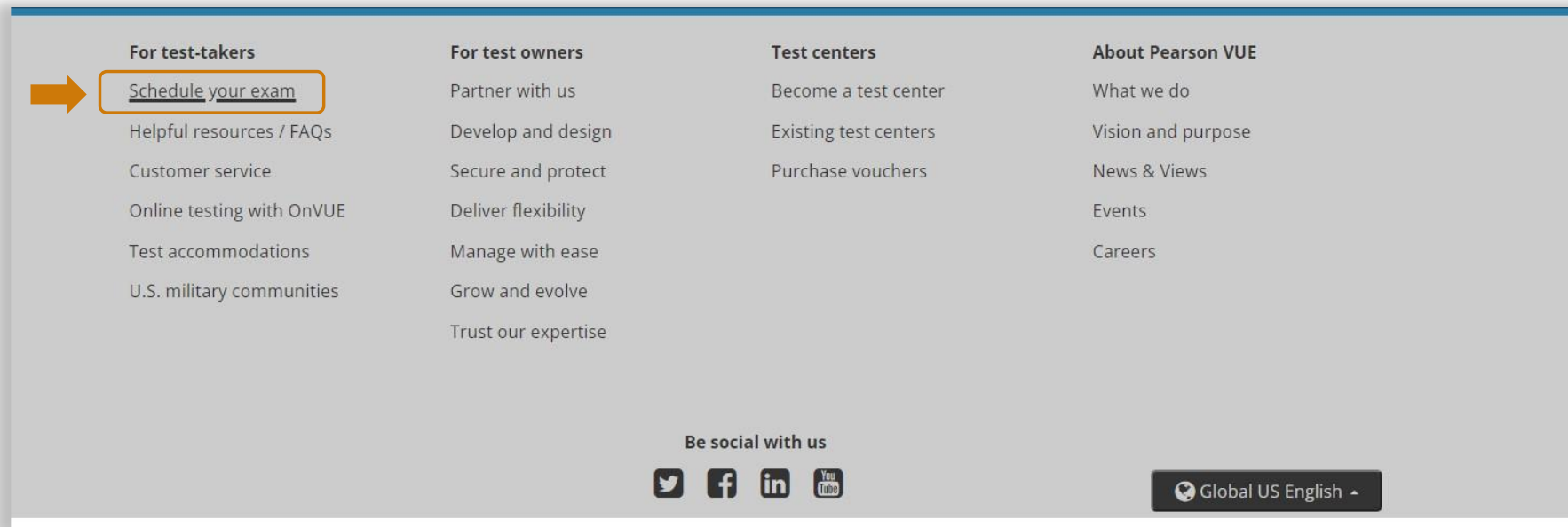
<https://www.cisco.com/c/en/us/training-events/training-certifications/exams/current-list/enarsi-300-410.html>

# On next pages you will see the process:

1. Create an account at PearsonVUE and Cisco.
2. New Horizons provides you a voucher.
3. You register for a date and sit for exam. Pay attention to AM/PM in hours!

# Go to <https://home.pearsonvue.com/>

- Press “For test-takers”
- Press “Schedule an exam”




The screenshot shows the navigation menu of the Pearson VUE website. It is organized into four columns:

- For test-takers**:
  - [Schedule your exam](#) (highlighted with an orange arrow and a box)
  - [Helpful resources / FAQs](#)
  - [Customer service](#)
  - [Online testing with OnVUE](#)
  - [Test accommodations](#)
  - [U.S. military communities](#)
- For test owners**:
  - [Partner with us](#)
  - [Develop and design](#)
  - [Secure and protect](#)
  - [Deliver flexibility](#)
  - [Manage with ease](#)
  - [Grow and evolve](#)
  - [Trust our expertise](#)
- Test centers**:
  - [Become a test center](#)
  - [Existing test centers](#)
  - [Purchase vouchers](#)
- About Pearson VUE**:
  - [What we do](#)
  - [Vision and purpose](#)
  - [News & Views](#)
  - [Events](#)
  - [Careers](#)

At the bottom of the menu, there is a section titled "Be social with us" with icons for Twitter, Facebook, LinkedIn, and YouTube. To the right of this section is a language selection dropdown menu labeled "Global US English".

# Select your testing organization ( Microsoft, Oracle, Cisco and etc. )



Take a test with Pearson VUE  
Navigate your testing journey with ease

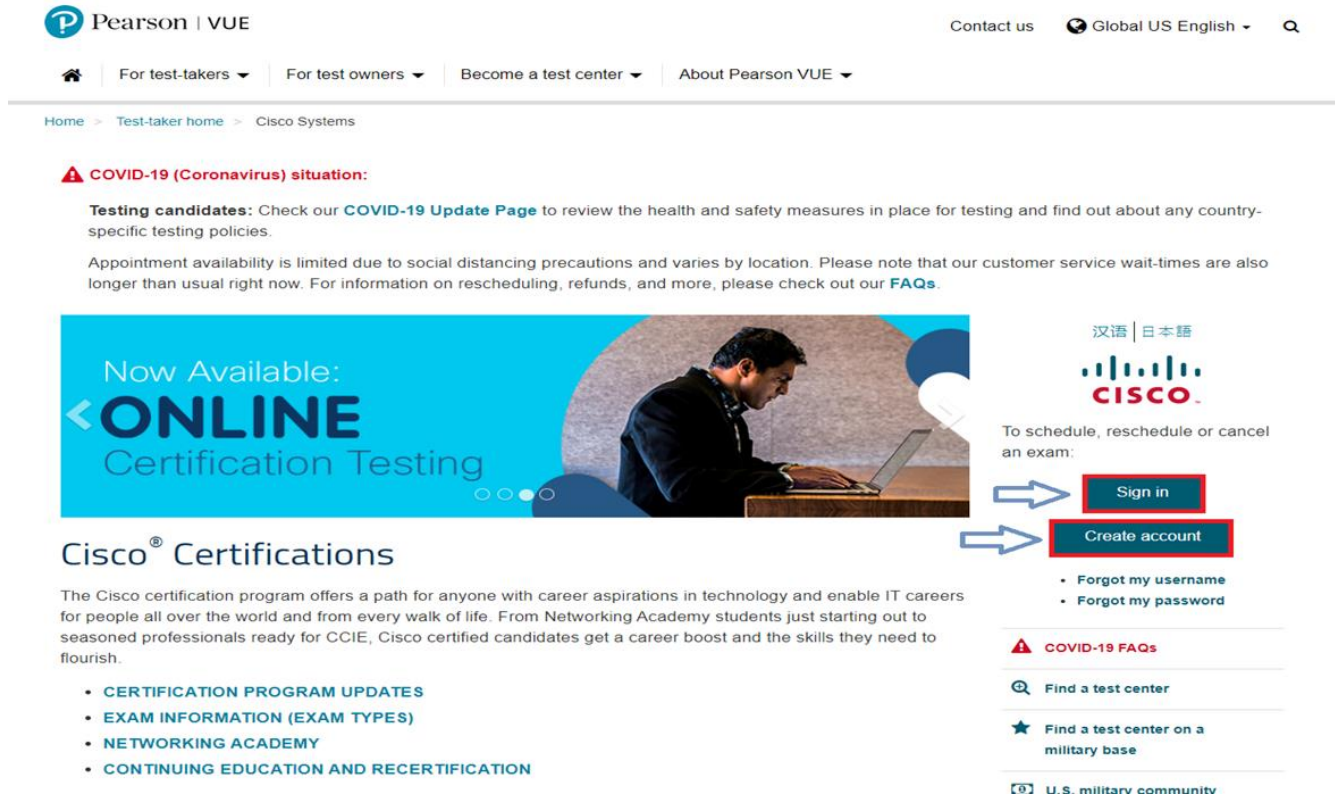
Your testing experience starts on your **exam program's homepage.** From there, you can schedule your exam and learn about your program's policies.

Ready, set, test >

Test-takers: [Helpful resources / FAQs](#) [Customer service](#) [OnVUE online proctoring](#)

Cisco  
Cisco Systems

# Press the **Sign in** button (if you have Cisco account) or **Create account** button



**Pearson | VUE** Contact us Global US English

For test-takers For test owners Become a test center About Pearson VUE

Home > Test-taker home > Cisco Systems

**COVID-19 (Coronavirus) situation:**

**Testing candidates:** Check our [COVID-19 Update Page](#) to review the health and safety measures in place for testing and find out about any country-specific testing policies.

Appointment availability is limited due to social distancing precautions and varies by location. Please note that our customer service wait-times are also longer than usual right now. For information on rescheduling, refunds, and more, please check out our [FAQs](#).

Now Available:  
**ONLINE**  
Certification Testing

汉语 | 日本語  
**CISCO**

To schedule, reschedule or cancel an exam:

**Sign in**

**Create account**

- [Forgot my username](#)
- [Forgot my password](#)

**COVID-19 FAQs**

[Find a test center](#)

[Find a test center on a military base](#)

[U.S. military community](#)

## Cisco® Certifications

The Cisco certification program offers a path for anyone with career aspirations in technology and enable IT careers for people all over the world and from every walk of life. From Networking Academy students just starting out to seasoned professionals ready for CCIE, Cisco certified candidates get a career boost and the skills they need to flourish.

- [CERTIFICATION PROGRAM UPDATES](#)
- [EXAM INFORMATION \(EXAM TYPES\)](#)
- [NETWORKING ACADEMY](#)
- [CONTINUING EDUCATION AND RECERTIFICATION](#)

# Create your account



## Cisco Systems, Inc. - Create a Web Account: Step 1

Enter Personal Information

Contact Information

Additional Information

### Enter Personal Information

Required information is marked with an asterisk (\*).

Enter information on this page in the Roman alphabet (Alphanumeric)

New users, please sign up for a web account

\*Do you know your Cisco ID?

Yes, my Cisco ID is:

No, I do not know my Cisco ID.

Returning users, please sign in

If you have a username and password, please [sign in](#).

Privacy Policy

If you have questions about how your personal information may be used, please read our [Privacy Policy](#).

Personal

**⚠ IMPORTANT: YOU MUST ENTER YOUR LEGAL NAME EXACTLY AS IT APPEARS ON THE IDENTIFICATION YOU WILL PRESENT AT THE TEST CENTER.** If there is not an exact match, you will not be able to take your test and you will not be reimbursed for any fees paid.

Title:

Example: Mr., Ms., Mrs., Dr.



# After successfully creating an account, press “View Exams”

## Dashboard

You have successfully created a web profile.

### Cisco Systems, Inc. Exams

#### Exam Catalog

[View Exams](#)



Do you have a private access code? ▼

[What is this?](#)

I want to see exams for a different [testing program](#).

### Upcoming Appointments

You do not have any appointments scheduled.

### My Account

- > [My Profile](#)
- > [Account Sign In](#)
- > [Additional Information](#)
- > [Preferences](#)
- > [Exam History](#)
- > [View Score Reports](#)
- > [My Receipts](#)



Practice Exam

# Type the code of your exam and press

# “Go”

## Find an exam

Find an Exam:

Do you have a private access code?

[What is this?](#)



To schedule an exam, open the group the exam is assigned to by clicking on the group name. Only one group may be opened at a time.

Proctored Exams



Online Unproctored Exams



Other Exams




# Schedule your exam – select online delivery option

## Select exam options

All fields are required.

How do you want to take your exam? [Exam delivery option descriptions](#)

At a local test center

Online from my home or office 

We need to verify that the computer and internet connection you plan to use on exam day meet the [minimum requirements](#) for online testing. It'll just take 5 minutes to run and you can do so after you've completed scheduling.

**NOTE:** We strongly recommend using a personal computer (not issued from your employer) and a wired, ethernet connection. The two most frequent causes of technical issues with online proctored exams are testing on (1) a work computer and (2) an unreliable internet connection. Firewalls or security settings from work computers may restrict the software from operating properly. Unreliable internet connections (wireless network, VPN, mobile hotspot) may lead to being disconnected.

Previous

 **Next**

# Then you must read and agree to the online testing policies

## Agree to online exam policies

To take this exam in an online environment, please agree to the following terms and conditions.

By accessing this website and ticking the boxes hereunder you understand and agree to the terms set forth in this Candidate Agreement ("Agreement"). This Agreement is entered into by and between you as a test taker, Pearson VUE, a business of NCS Pearson, Inc., and your testing program owner ("Test Sponsor"). This Agreement represents your understanding and acceptance of Pearson VUE's [Privacy and Cookies Policy](#) ("Privacy Policy"), [Terms and Conditions](#), and use of cookies to support your testing experience. You also understand, acknowledge and agree that the testing program sponsor has its own, possibly different, privacy policy.

By providing your personal information, as described in our [Privacy and Cookies Policy](#), you acknowledge and agree to the video and audio recording of your entire testing session and you agree to the processing of such personal information and test data by Pearson VUE and to the transfer of such data to Pearson VUE's hub server, located in the USA, as the data processor, its authorized third parties, if any, both in the capacity as data processors for the processing of your personal information and test data on behalf of the testing program sponsor, as the data controller, located in the USA or elsewhere. Pearson VUE and other data processing entities, if any, are the recipients of your personal information and test data and are or may be located outside of the United Kingdom, the European Union, and the European Economic Area; however, Pearson VUE will enter into reasonable data transfer agreements with such entities for the purpose of communicating and following the instructions of your testing program sponsor and for establishing reasonable security measures to protect the confidentiality and integrity of your personal information and test data.

If you choose to take the test through our online-proctoring platform, which is not mandatory in the event that there are other ways of taking the test as determined by the testing program sponsor, you and your computer will be monitored during your entire testing session in real time so that your face, voice, desk, and workspace will be captured and possibly recorded for the purposes of test quality, test security, and the integrity of the testing process. You understand, acknowledge and agree that you will be monitored at your location through audio, technology and video means so all activity at your location will be detectable by test proctors. By accessing this website and ticking this box you signify your acknowledgement and agreement that any inappropriate or wrongful conduct, as determined in Pearson VUE's or the test proctor's sole discretion, witnessed while monitoring your testing session will be reported by Pearson VUE to the testing program sponsor and may also be reported to the appropriate governmental authorities, including, but not limited to, any law enforcement officials.

By accessing this website and ticking this box you signify that you understand, acknowledge and agree that if any third party is: **1) detected as being present in your physical location, whether visible or not; or 2) overheard in any manner, whether physically detected through movement and making of noise or through sounds irrespective of whether they are in your current location or not during your testing session, the test will be terminated and you will not receive any score.** Further, you understand, acknowledge and agree that if your testing session is terminated for this or any other reason **you will not receive a test fee refund, credit or voucher.**

Facial Comparison Policy

# Select exam language

## Select exam language

What is your preferred language for the exam?

English 

Japanese

Previous



Next

# Confirm Exam Selection

## Exam details

Exam:  
200-301: Cisco Certified Network Associate  
[View Testing Policies](#)

Price\*:  
USD 300.00

Language:  
English

 Exam Information:

**Please note:** On January 4, 2021 the introductory pricing for the new certification portfolio will be retiring. All prices will be standardized globally.

\*Prices listed are based on today's date and do not include local taxes which may be applicable.

Previous



Next


# You must accept the Cisco testing policies

## Provide additional information

Required information is marked with an asterisk (\*).

Enter information on this page in the Roman alphabet. (Alphanumeric)

Do you accept the terms and conditions of the Cisco Certification and Confidentiality Agreement? Registration cannot be completed if you refuse. If you accept now, but refuse when you sit for this exam, it will be terminated and your entire exam fee forfeited. [click here](#)

Yes, I accept 

No, I do not accept

Fields in bold cannot be edited online. Please contact [customer service](#) to update this information.

Previous



Next

# Choose an Appointment date and time

## Find an appointment

### Helpful hints:

- To avoid any issues on exam day, we recommend checking in to your exam 30 minutes before the scheduled start time. This allows optimal preparedness but does not guarantee an early admittance or start time.
- Some exams support delivery nearly 24 hours a day. Note whether you have chosen an early morning (01:00 or 01:00 AM) or midday (13:00 or 01:00 PM) appointment.

### Select Date

[Why can't I find an available appointment?](#)

February 2021						
Su	Mo	Tu	We	Th	Fr	Sa
	1	2	3	4	5	6
7	8	9	10	11	12	13
14	15	16	17	18	19	20
21	22	23	24	25	26	27
28						

Select a date from the calendar. Only available dates can be selected.



# Check out - Step 1: Review your Personal Info


## Cart

[Review and confirm](#) contact information to avoid issues on test day.

Description	Details	Price	Actions
<b>Exam</b>  Language: English Exam Length: 140 minutes  Accommodations: None	<b>Appointment</b> Friday, February 26, 2021 Check-in time: 09:00 SAST Start time: 09:30 SAST <a href="#">Change Appointment</a>	300.00	<a href="#">Remove</a>

# Check out - Step 1: Review your Personal Info

Confirm contact information

 Your name must exactly match the identification (ID) that is presented at time of testing or you will not be able to take your exam.

Name:

Telephone:

Correspondence Language:

English

Total Due	
Subtotal:	300.00
Estimated Tax:	0.00
<b>ESTIMATED TOTAL DUE:</b>	<b>USD 300.00</b>

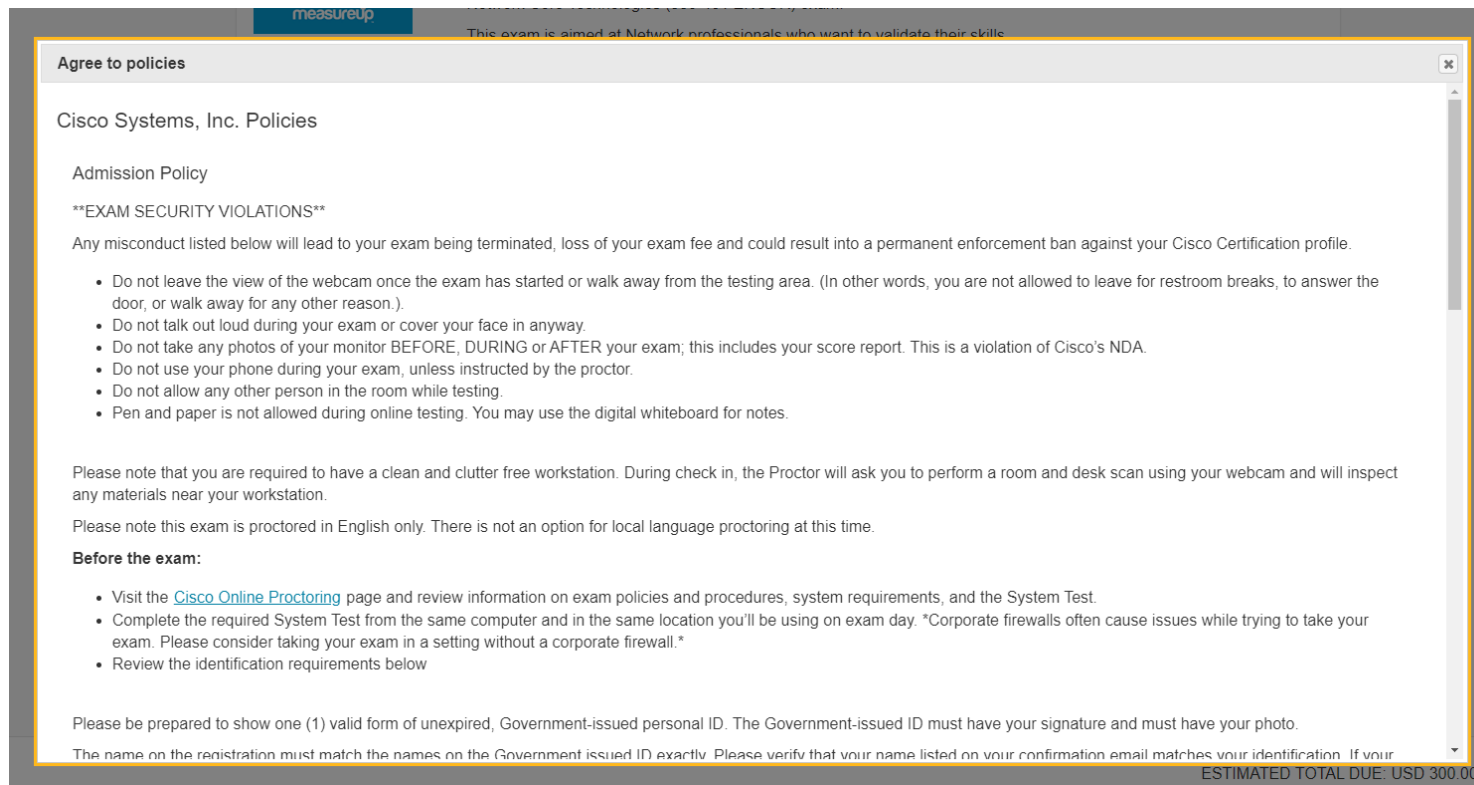
You can enter voucher/promotion codes on the payment screen.



ESTIMATED TOTAL DUE: USD 300.00

[Proceed to Checkout](#)

# Check out – Step 2: Agree to Policies



measureUp

This exam is aimed at Network professionals who want to validate their skills.

## Agree to policies

### Cisco Systems, Inc. Policies

#### Admission Policy

**\*\*EXAM SECURITY VIOLATIONS\*\***

Any misconduct listed below will lead to your exam being terminated, loss of your exam fee and could result into a permanent enforcement ban against your Cisco Certification profile.

- Do not leave the view of the webcam once the exam has started or walk away from the testing area. (In other words, you are not allowed to leave for restroom breaks, to answer the door, or walk away for any other reason.)
- Do not talk out loud during your exam or cover your face in anyway.
- Do not take any photos of your monitor BEFORE, DURING or AFTER your exam; this includes your score report. This is a violation of Cisco's NDA.
- Do not use your phone during your exam, unless instructed by the proctor.
- Do not allow any other person in the room while testing.
- Pen and paper is not allowed during online testing. You may use the digital whiteboard for notes.

Please note that you are required to have a clean and clutter free workstation. During check in, the Proctor will ask you to perform a room and desk scan using your webcam and will inspect any materials near your workstation.

Please note this exam is proctored in English only. There is not an option for local language proctoring at this time.

**Before the exam:**

- Visit the [Cisco Online Proctoring](#) page and review information on exam policies and procedures, system requirements, and the System Test.
- Complete the required System Test from the same computer and in the same location you'll be using on exam day. \*Corporate firewalls often cause issues while trying to take your exam. Please consider taking your exam in a setting without a corporate firewall.\*
- Review the identification requirements below

Please be prepared to show one (1) valid form of unexpired, Government-issued personal ID. The Government-issued ID must have your signature and must have your photo.

The name on the registration must match the names on the Government issued ID exactly. Please verify that your name listed on your confirmation email matches your identification. If your

ESTIMATED TOTAL DUE: USD 300.00

# Checkout – Step 3: Select add voucher, then enter voucher code

## Enter payment and billing

### Order Total

Subtotal: 300.00

Estimated Tax: 0.00

ESTIMATED TOTAL DUE: **USD 300.00**

[what is this?](#)

Voucher/Promotion Code:

Required information is marked with an asterisk (\*).

### Card Details

We accept the following cards:



# Checkout – Step 3: Confirm Payment Info

Home My Profile My Order Return to Testing Program website Sign Out

## Checkout - Step 3: Enter Payment

Signed In as: Mary Jones  
The Open Group Candidate ID: 133232

Confirm Personal Information Agree to Policies **Enter Payment** Submit Order Summary

Order Total

Subtotal:	
Estimated Tax:	0.00
Voucher:	The Open Group 100% Discount - <a href="#">Remove</a>
<b>ESTIMATED TOTAL DUE:</b>	<b>USD 0.00</b>

*Required information is marked with an asterisk (\*).*

Previous [Next](#)

# Checkout – Step 4: Submit Order

Payment Details	
<b>Exams for</b>	
<b>Name:</b>	Mary Jones
<b>The Open Group Candidate ID:</b>	133232
<b>Order Total</b>	
Subtotal:	
Tax:	0.00
Voucher:	- <i>The Open Group 100% Discount -</i>
<b>TOTAL DUE:</b>	<b>USD 0.00</b>
	<b>USD 0.00</b>

[Previous](#) [Cancel Order](#) [Submit Order](#)



# Online Proctored exams: What you need to know?



# System Requirements, Exam rules, ID requirements

Go to: <https://home.pearsonvue.com/lpi/onvue>

**The OnVUE experience:** Check out the information below to start your online testing experience off on the right foot.

Perform a system test	Exam rules / testing advice	ID requirements	Additional information	Pearson VUE testing policies	FAQs	Contact us
-----------------------	-----------------------------	-----------------	------------------------	------------------------------	------	------------

## BEFORE EXAM DAY

### Perform a system test

Make sure to do the required system test and exam simulation before exam day.\*



Run system test

### Find your testing space

Find a quiet, distraction-free area in your home or office to take your exam.



Testing advice

### Get your ID ready

Your ID must be valid and up to date. Does your program have specific ID policies?



View ID requirements

\*Issues? Check out the [technical requirements](#).



# Policies and Procedures

For the list of Policies and Procedures, visit:

<https://home.pearsonvue.com/cisco/onvue>

- You will be given a 30 minute window before your exam starts. You are required to login during this window.
- Check-in takes approximately 15 minutes for those who already completed the system check (highly advised).
- Note that you must ensure that you are not interrupted while taking your exam. Should an interruption occur, the proctor will stop the exam immediately and it will be considered a failure.

# Help desk

» If you need help during you booking or your exam, please contact PeasonVue  
<https://home.pearsonvue.com/cisco/contact>

Chat is the quickest way to reach a customer service agent.



Click on the Chat icon to get started.

Office Hours: Monday–Friday, 8:00 a.m.–5:00 p.m. CT; closed on local holidays.



**THANK YOU!**

[www.ict.gov.ge](http://www.ict.gov.ge)