

# Guide for certifications exams

## Certified Kubernetes Application Developer (CKAD)

## from Cloud Native Computing Foundation (CNCF)

# Welcome

Dear students in our course **DevOps – Certified Kubernetes Application**

**Developer + Docker (CKAD),**

○ Each student from this course has right to sit for exam **Certified Kubernetes**

**Application Developer (CKAD)**, if he complete the training by:

1. Attend the training at least 70% of the total training hours
2. Pass the post class assessment with at least 70% score

All participants, that complete these steps will receive an exam voucher

# Certification logistics

- Here you will find link for Certified Kubernetes Application Developer (CKAD) certification page:

<https://training.linuxfoundation.org/certification/certified-kubernetes-application-developer-ckad/>



# Go to <https://training.linuxfoundation.org/certification/certified-kubernetes-application-developer-ckad/>

- Press “Enroll Today”

The screenshot shows the Linux Foundation website page for the Certified Kubernetes Application Developer (CKAD) certification. The page has a dark blue header with the breadcrumb "Certification > Cloud & Containers > Certified Kubernetes Application Developer (CKAD)". Below the header is a "CERTIFICATION" button with a magnifying glass icon. The main title "Certified Kubernetes Application Developer (CKAD)" is displayed in large white text. A description states: "The Certified Kubernetes Application Developer (CKAD) exam certifies that candidates can design, build and deploy cloud-native applications for Kubernetes." Below the description is a star rating of 3.6/5 Stars. On the right side, there is a blue circular logo with a ship's wheel and the text "CERTIFIED kubernetes APPLICATION DEVELOPER". Below the logo, the price "\$375" is shown with "Exam only" underneath. A blue "Enroll Today" button is positioned to the right of the price, with a "Get a Quote" link below it. At the bottom of the page, there are three icons: a thumbs up, a chat bubble, and a sun.

# Sign in your account or create an account







[New user? Create an account](#)

**CONTINUE WITH YOUR LF ACCOUNT**

[Forgot Password?](#)

**SIGN IN**

**OR CONTINUE WITH**

By continuing, you agree to the creation of an LF Account in accordance with our [Privacy Policy](#) and [Terms of Use](#).

[Training + Certification FAQ](#)

[Have a Question? Read Documentation or Contact Us](#)

# Create an account – fill the necessary information and press „Create Account“



**CREATE YOUR LF ACCOUNT**

<input type="text" value="First name"/>	<input type="text" value="Last name"/>
<input type="text" value="Email address"/>	
<input type="text" value="Username"/>	<input type="password" value="Password"/>

By continuing, you agree to the creation of an LF Account in accordance with our [Privacy Policy](#) and [Terms of Use](#).

**Create Account**

[Back](#)

**Enter your Voucher code and press „Apply”.**  
**Total amount will become 0 and you may checkout.**

**Certified Kubernetes  
Application Developer  
(CKAD)**

Coupon Code

Apply

\$375.00 ×

Total:

\$375.00

**Enter Payment Information**

# Exam information

- For full information about exam requirements check the Linux Foundation Certification page:
- <https://docs.linuxfoundation.org/tc-docs/certification>
- **Important information for CKAD exam**

<https://docs.linuxfoundation.org/tc-docs/certification/tips-cka-and-ckad>

- **Exam Details**

- The exams are delivered online and consist of performance-based tasks (problems) to be solved on the command line running Linux.
- The exams consist of 15-20 performance-based tasks.
- Candidates have 2 hours to complete the CKA and CKAD exam.
- The exams are proctored remotely via streaming audio, video, and screen sharing feeds.
- Results will be emailed 24 hours from the time that the exam is completed.



# Candidate Requirements

## System Requirements

- Current version of Chrome or Chromium
- Reliable internet access
- Microphone
- Webcam

## Hardware Compatibility Check

- Candidates should run the [compatibility check tool](#) provided by the Exam Proctoring Partner to verify that their hardware meets the minimum requirements.

# Testing Environment Requirements

- Clutter-free work area - No objects such as paper, writing implements, electronic devices, or other objects on top of surface
- Clear walls - No paper/print outs hanging on walls. Paintings and other wall décor is acceptable
- Lighting - Space must be well lit. No bright lights or windows behind the candidate
- Other - Space must be private where there is no excessive noise.

# Candidate Identification & Authentication

- Candidates are required to provide a non-expired Primary ID that contains Candidate's photograph, signature and full name (see acceptable forms of ID in the table below).
- The name on your Primary ID must exactly match the verified name on your exam checklist
- If the Candidate's full name on their Primary ID contains non-latin characters, then the Candidate must ALSO provide a non-expired Secondary ID containing their full name in Latin Characters and signature, OR a notarized English translation of their Primary ID along with the non-latin

# Exam Preparation Checklist

- Candidates should use the exam checklist to review and complete the steps necessary to schedule and take the exam. When items in the checklist have been completed, a green check mark will appear next to the item.

## Exam Preparation Checklist

<input type="radio"/> Agree to Global Candidate Agreement	<a href="#">Read Now</a> <a href="#">Agree to Global Candidate Agreement</a>	<a href="#">?</a>	
<input type="radio"/> Verify Name	Status: Pending <a href="#">Verify Now</a>	<a href="#">?</a>	
<input type="radio"/> Select Platform	Platform: <a href="#">Select Platform</a> <a href="#">Confirm</a>	<a href="#">?</a>	
<input type="radio"/> Schedule an Exam	Exam Code: LFCS Exam Date: <a href="#">Schedule</a>	Expiration Date: June 18, 2021 <i>The following items are required to be checked in order to proceed with scheduling your exam: Agree to Global Candidate Agreement, Select a Platform, Verify your name</i>	<a href="#">?</a>
<input type="radio"/> Check System Requirements	<a href="#">Check Now</a>	<a href="#">?</a>	
<input type="radio"/> Get Candidate Handbook	<a href="#">Read Now</a>	<a href="#">?</a>	
<input type="radio"/> Read the Important Instructions	<a href="#">Read the Important Instructions</a>	<a href="#">?</a>	
<input type="radio"/> Take Exam	<i>Pending this section will be available once you have completed all the steps above</i>		

Where's my Free Retake? [?](#)



**THANK YOU!**

[www.ict.gov.ge](http://www.ict.gov.ge)